

USING BEANSTACK

Log Your Colorful Fun with Beanstack!



What is Beanstack?

Beanstack is the website and mobile application that is used for logging your reading and activities during **Summer Learning Program**. From this site, you can track books and time spent reading, activities you've accomplished, and the **GO Lebanon!** markers you've visited.

Why should I use Beanstack?

GO Lebanon! is digital! While you still have your physical rubbing sheets and booklets, we will be tracking everyone's progress digitally through **Beanstack**, including the drawings for the five prize winners.

What if I don't have a phone or computer to log my hikes?

That is perfectly fine! Call or visit any **Lebanon County Library**, and a staff member can log the marker for you. Just have your rubbing sheet nearby so that staff can verify the marker for you!

Learn More

For detailed instructions using and accessing **Beanstack**, scan the QR code, or visit www.lclibs.org/go-lebanon-county/



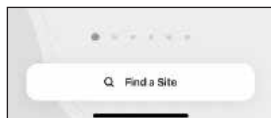
Getting Started on the Beanstack Tracker App



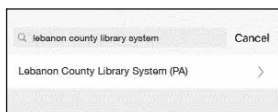
1. Download the **Beanstack Tracker App** to your smartphone from the **Google Play Store** or the **Apple Store**.
2. Launch the app and press the blue **Find your school or library** button. (**Please note:** Do not select "Beanstack Go." You will not find **GO Lebanon** activities here.)



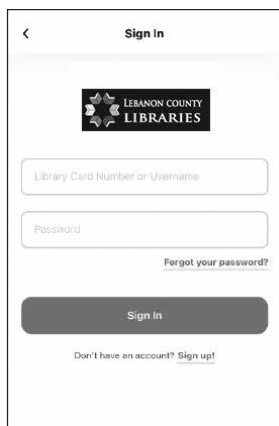
3. Select **Find a Site** to search for our **Beanstack** site



4. A search bar will then appear. Search for **Lebanon County Library System (PA)** and tap on our name.



USING BEANSTACK



5. Log into **Beanstack** with an existing username and password, or press **Sign Up!** to create an account. We recommend using your library card number as your username.

- a. **Tip:** If you are logging parks for multiple kids, we recommend creating one account under the parent/guardian's name & library card and adding multiple "readers" to the adult's account.
- b. **Tip:** Add an email to your account to be notified of earned rewards.

Having trouble logging in? Contact dfye@lclibs.org for help!

Once you are logged in, you can access all the functions of the app, including:

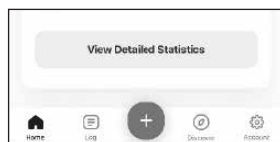
- Tracking **GO Lebanon!** park posts
- Viewing statistics of your reading
- Logging new books

How to log your Markers (park posts) in Beanstack

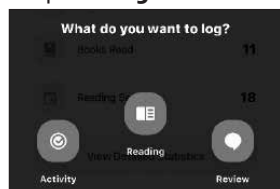
Congratulations! You've found one of the 15 markers! Now you can digitally track your progress (and unlock virtual badges!) on **Beanstack**. You'll need your rubbing sheet nearby to complete logging the markers.

Follow these steps to track your progress:

1. Open your **Beanstack Tracker App** and log in.
2. Register for the **GO Lebanon Challenge** (if you have not yet done so).

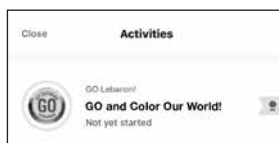


- a. Tap the **Discover** icon from the bottom of the screen.
- b. Locate the **GO Lebanon! Challenge** and tap the **Register** button.

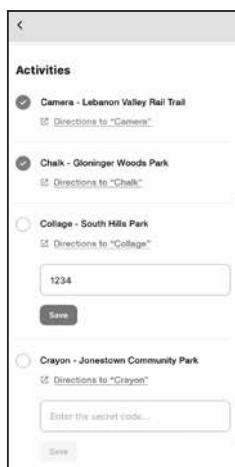


3. Tap the green+ (plus) button at the bottom of the screen to add to your log. Next, tap the **Activity** icon.
4. If you have multiple **Beanstack** users on one account, all names will appear. Select the name of the person you would like to log the activity for, and press **Choose Reader**.

USING BEANSTACK



5. The list of available activities will appear. Tap the activity named **GO and Color Our World!**



6. Scroll to find the name of the marker (park post) you just found. Using your rubbing sheet, find the secret code for this marker (post) below the rubbing. Enter the secret code and remember to **save** your answer.
7. Points and badges will be awarded to you as you identify more markers!

Remember, the more park posts you identify, the more chances you'll receive to win one of five prizes!

Bonus!

Every **GO Lebanon!** hike you complete counts as 20 minutes of reading time! Don't forget to log those extra minutes to earn additional reading badges and library prizes.

